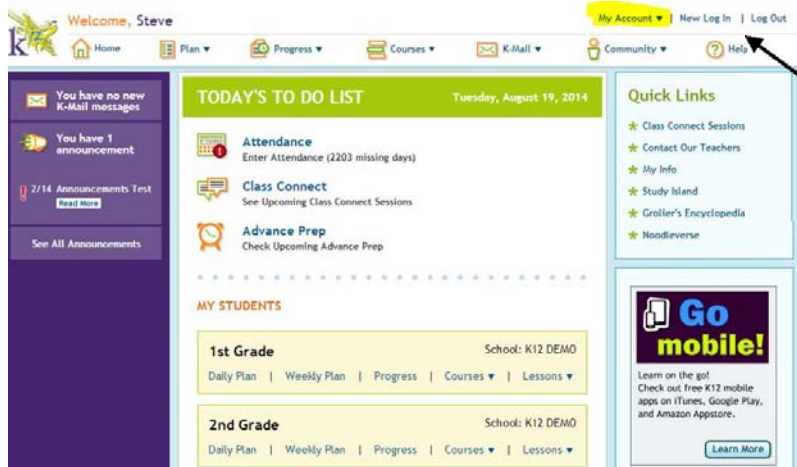
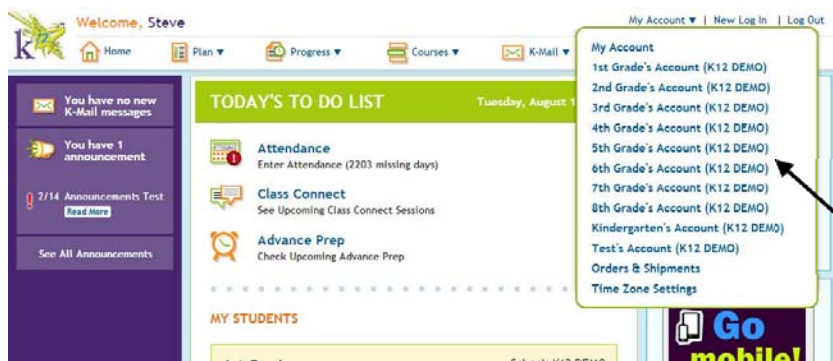


Setting up a Student Account - ALL STUDENTS MUST HAVE A STUDENT ACCOUNT CREATED. STUDENT ACCOUNTS MUST BE ACCESSED EACH SCHOOL DAY.
 Log into your own LC Online School (OLS).

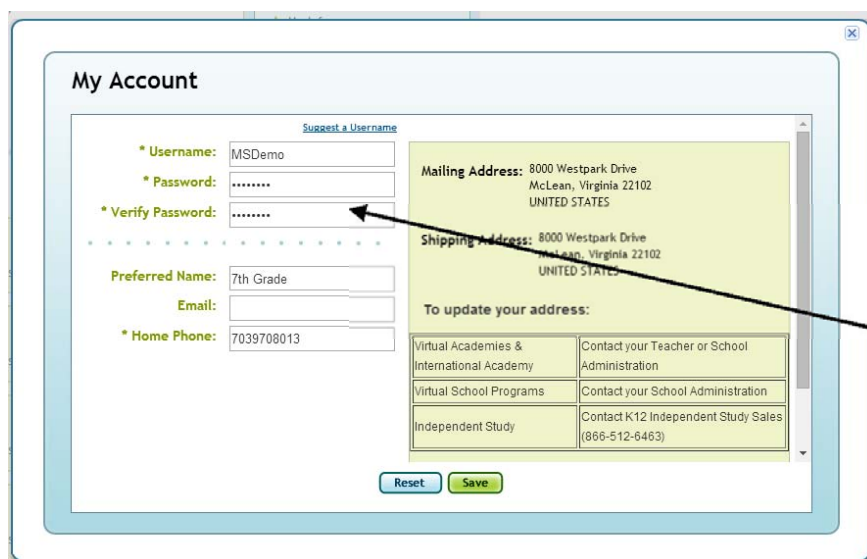


Once logged in,
Go to

My Account



From the drop-down menu, select the student's name you wish to create an account for. (In this example, 1st Grade Account: 2nd Grade Account etc. would be a student's name).



A pop-up window will appear, prompting you to fill out a username and password for your student. This will be the Student's Username and Password. *Be sure to hit SAVE before closing this window.